

davide guglielmi
contemporary art of travel
#collectingmoments




Infinity

INFINITY LUXURY GALAPAGOS YACHT



This beautiful ship was designed with families and small groups in mind. With two large suites and eight cabins some of which are interconnected, all with panoramic windows and personal balconies, guests will feel right at home. Travelers can choose from 4, 5 and 8-day itineraries that are all full adventure.

- ✓ *Huge Staterooms*
- ✓ *Private Balconies*
- ✓ *2 National Park Guides*
- ✓ *Interconnected cabins*





UPPER DECK SUITE (x2)

- Area 348 ft² / 32 m² (including balcony)
- 1 King Size bed
- TV and DVD in the room
- Panoramic windows
- Private balcony
- 1 interconnected cabin



UPPER DECK STATEROOM (x2)

- Area 242 ft² / 23 m² (including balcony)
- 2 Twin Beds (can be converted into California King Size)
- TV and DVD in the room
- Panoramic windows
- Private balcony
- 1 interconnected cabin





MAIN DECK STATEROOM (x6)

- Area 237 ft² / 22 m² (including balcony)
- 2 Twin Beds (can be converted into California King Size)
- TV and DVD in the room
- Panoramic windows
- Private balcony



INFINITY YACHT TECHNICAL SPECIFICATIONS

CONSTRUCTION	2018
LENGTH	161 feet / 49 meters
BEAM	33 feet / 10 meters
DRAFT	8 feet / 2.4 meters
SPEED	10 knots
CAPACITY	20 passengers
MAIN ENGINES	2x SCANIA - 550HP
GENERATORS	2x JohnDeere Genset 70kw@1800rpm
GROSS TONNAGE	420 Tons
CREW	10 members + 1 Cruise Director + 2 Guides*

- ACCOMMODATION**
- **Main Deck:** 6 double cabins (237ft² / 22m², 226ft² / 21m² and 270ft² / 25m²), Dining room (1,216ft² / 113m²).
 - **Upper Deck:** 2 double cabins (247.5ft² / 23m²), 2 double Suites (360.6ft² / 33.5m² and 376.7ft² / 35m²).

*All cabins with private balconies, hot water and air-conditioning.

SAFETY & NAVIGATION

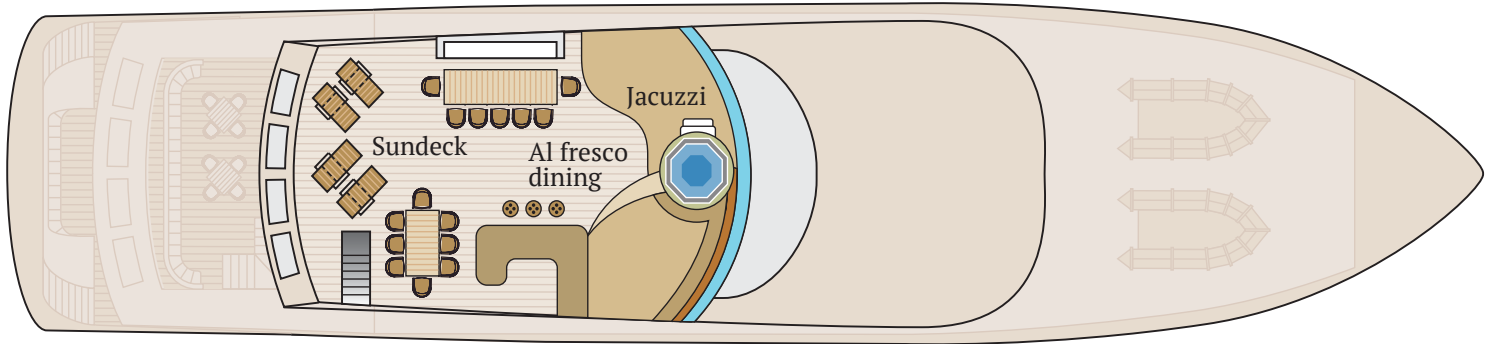
All equipment meets / exceeds the international safety standards:

- Life vests
- GPS
- Sonar
- Naval radars
- Fire detection and prevention systems

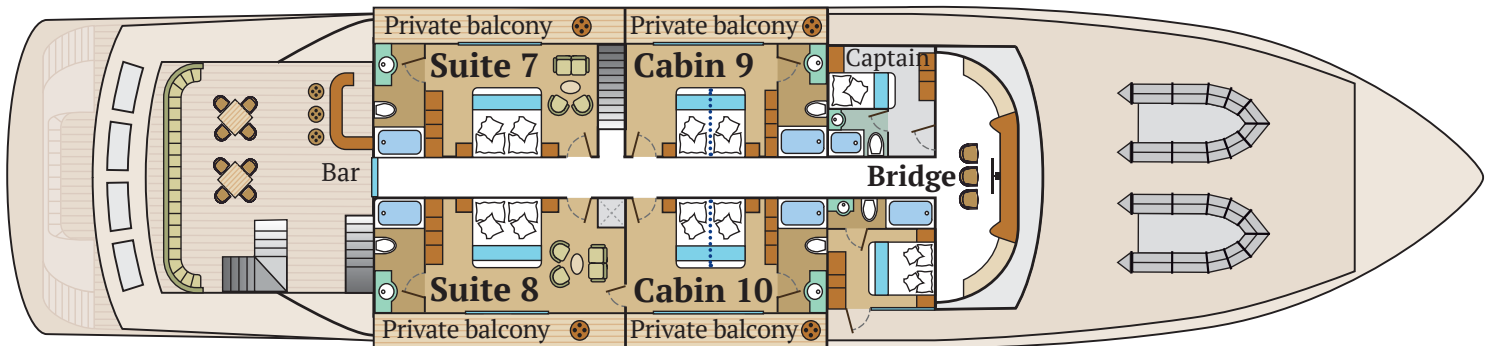
*Only 1 Naturalist Guide available when the number of passengers is less than 17.

INFINITY DECKPLANS

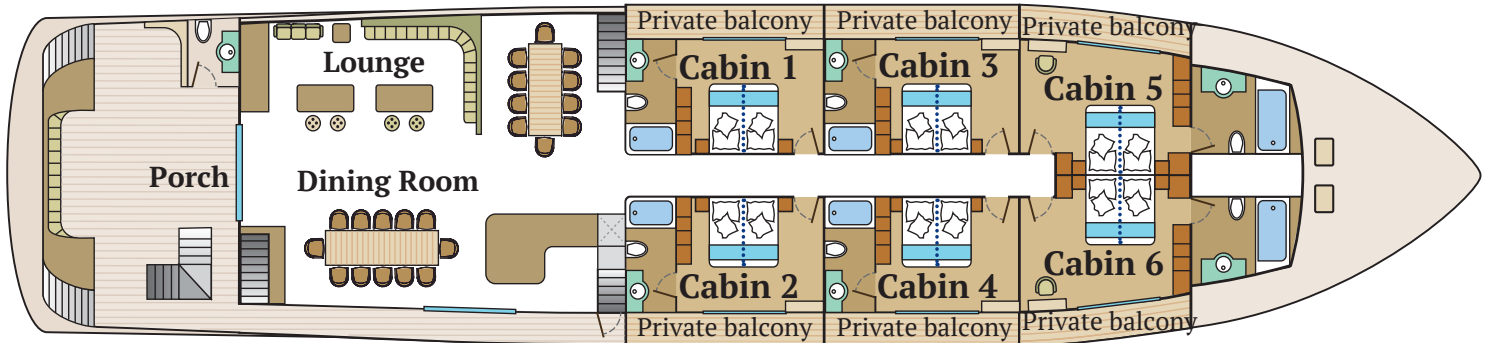
SUNDECK



UPPER DECK



MAIN DECK



Escape routes are posted in each cabin. Please take the time to review these carefully.

