

davide guglielmi
contemporary art of travel

#collectingmoments



Superior Cabin #308



THE USHUAIA

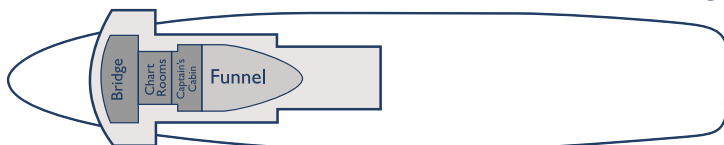
The ice-strengthened polar vessel **USHUAIA** is the ideal expedition ship for Antarctica. Public areas feature a large dining room (one sitting), an observation lounge and bar, library, a conference room with modern multimedia equipment and a small infirmary. Our chefs prepare excellent cuisine including many local specialties and the bar is well-stocked with carefully selected wines and spirits.

Originally built for the United States agency **NOAA** (National Oceanic & Atmospheric Administration), the **USHUAIA** has been refurbished to accommodate a maximum of 90 passengers in 46 comfortable cabins and suites.

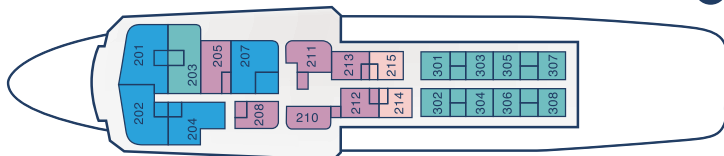
Antarpply Expeditions' highly experienced expedition team will give lectures on board, accompany you on deck and guide you during shore excursions to help with the identification of amazing wildlife and share their knowledge about this fabulous continent.

THE USHUAIA

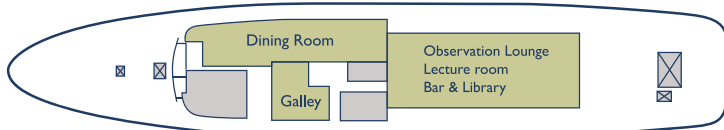
BRIDGE DECK **H**



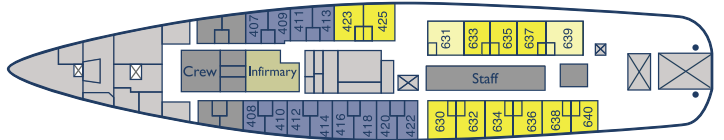
UPPER DECK **G**



MAIN DECK **F**



DECK **E**



- 4 Suites
- 6 Premier twin private cabins
- 2 Premier single private cabins
- 9 Superior twin private cabins
- 12 Standard twin semi-private cabins
- 11 Standard Plus twin private cabins
- 2 Standard Plus triple private cabins

ACCOMMODATION

Suites: 4 Outside cabins with windows on the upper deck G, private facilities, two lower berths, lounge, TV, DVD player and fridge. Suite 201 features two double beds, Suite 202 one double bed and a sofa bed. Suites 204 and 207 feature three lower single beds.

Superior: 9 Twin outside cabins with windows on the upper deck G, private facilities, two lower berths. Cabin 301 has one double and one single bed.

Premier: 6 Twin outside cabins with windows on the upper deck G, private facilities, two lower berths; 2 Single cabins with portholes (view obstructed by lifeboat) on the upper deck G, private facilities.

Standard Plus: 11 Twin outside cabins with portholes or windows on deck E, private facilities, two lower berths. Cabin 640 has one double bed. 2 Triple outside cabins with portholes or windows on deck E, private facilities, three lower berths.

Standard: 12 Twin outside cabins with portholes on deck E, semi-private facilities, two berths (upper/lower).

N.B. Semi-private facilities: Two cabins share one bathroom accessible from both cabins (shower and WC). Each cabin is also equipped with its own washbasin.