

Exploring Antarctica aboard the MS Seaventure

Seaventure features a 1-A Super ice class rating — the highest ice class awarded to passenger vessels, allowing us to explore coves, bays, and channels that would have previously been forbidden to us.

The ship also offers a host of new features & activities. There's a sauna, a fitness center, and a custom-built citizen science lab. Common areas are large and beautifully appointed, and the ship has two kitchens, one on the Lido deck for al fresco dining when weather permits. There is plenty of storage space, so we can carry more equipment, allowing more of our guests to participate in activities like kayaking, snowshoeing, and camping.



Impeccable amenities

SERVICES

- Complimentary Alcoholic and Non-Alcoholic Beverages on board
- 24 hour Coffee/Tea Stations
- Complimentary 200 MB of Internet for your Personal Device
- Certified Emergency Physician and Clinic
- World Class Cuisine and Live Music on board
- Voyage Photo Coach
- Dedicated Passenger Service Manager
- Complimentary Expedition Jacket



SEAVENTURE FACILITIES

- Two Elevators serving all passenger decks
- Open Top Deck for Panoramic Observation
- Fitness Center and Sauna
- Lounge with AV Facilities
- Citizen Science Laboratory
- Multiple Dining Areas & Kitchens



Seaventure Accommodations

All Staterooms Feature

- Exterior views
- Sitting area with chairs or sofa and table
- Flat Screen TV
- Telephone
- Independent temperature controls
- Complimentary Mini-Bar
- Bathroom with fine toiletries
- Hair dryer



Owner's Suite

30.8 m², 331 sq. ft. (including a 5.4 m², 58 sq. ft. balcony with sliding-glass door). Soaking Bathtub w/ shower-head, and sitting area with full size sofa.



Veranda Stateroom

20.1 m², 225 sq. ft. (including a 3.6 m² / 39 sq. ft. veranda with sliding-glass door).



Window Stateroom

17.5 m², 188 sq. ft.



Porthole Stateroom

17.5 m², 188 sq. ft.



Family Triple Stateroom

18.6 m², 200 sq. ft. 1 queen bed and a single Murphy-bed.



A network of hiking trails begins at the hotel and wends its way through beautiful forest, prairie and mountain settings, while state of the art spa & exercise facilities offer guests a plethora of pleasant activities.

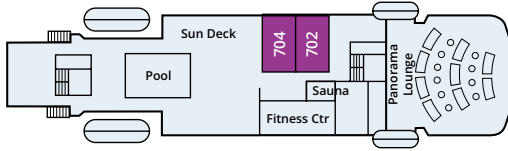
The Lobby Piano Bar features splendid views and an assortment of tasty local treats to accompany your cocktails. The Resort's "La Cravia" restaurant offers both Argentine and international cuisine. Typical dinner entrees include Argentine barbecue, spider crab, lamb and black hake.



In the morning enjoy a complimentary breakfast before your afternoon departure. Relax at the resort, or head into Ushuaia for some pre-embarkation shopping.

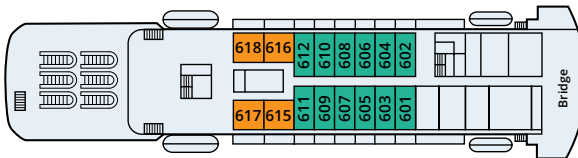
MS Seaventure Deck Plan

DECK 7 OWNER'S SUITES




- OWNER'S SUITES 331 SQ. FT. (30.8 M²)
INCLUDING A 58 SQ. FT. (5.4 M²) BALCONY
Suites with sitting area and private balcony

DECK 6 VERANDA / VERANDA TWIN STATEROOMS




- VERANDA STATEROOMS 224 SQ. FT. (20.8 M²)
INCLUDING A MIN. 39 SQ. FT. (3.6 M²) BALCONY
Staterooms with sitting area and private balcony
- VERANDA TWIN STATEROOMS 224 SQ. FT. (20.8 M²)
INCLUDING A MIN. 39 SQ. FT. (3.6 M²) BALCONY
Fixed twin beds with sitting area and private balcony

DECK 5 WINDOW STATEROOMS



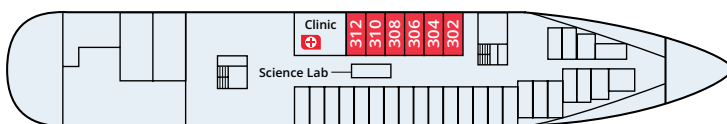
- WINDOW STATEROOMS 188 SQ. FT. (17.5 M²)
Staterooms with windows and sitting area

DECK 4 WINDOW/TRIPLE STATEROOMS



- TRIPLE STATEROOMS 188 SQ. FT. (17.5 M²)
Staterooms with extra single bed and sitting area

DECK 3 PORTHOLE STATEROOMS



- PORTHOLE STATEROOMS 188 SQ. FT. (17.5 M²)
Staterooms with portholes and sitting area

Ship Specifications

Year built: **1990**
 Flag: **Cyprus**
 Builder: **Mitsubishi Heavy Industries**
 Class: **DNV-GL**

Ice Rating: **E4/ICE - 1A**
 Length (LOA): **111 m / 364 ft**
 Beam (width): **17 m / 56 ft**
 Maximum Passengers: **155**