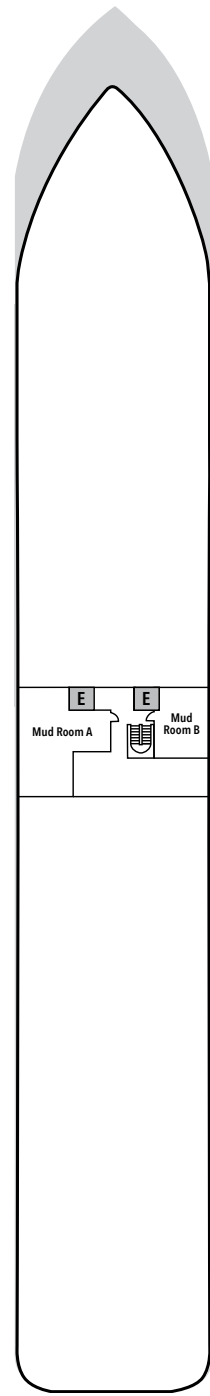


# SILVER ENDEAVOUR – Deck Plans

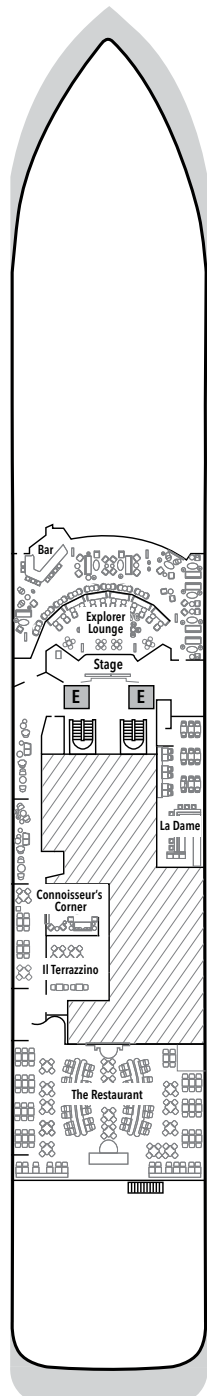
davide guglielmi  
contemporary art of travel

#collectingmoments



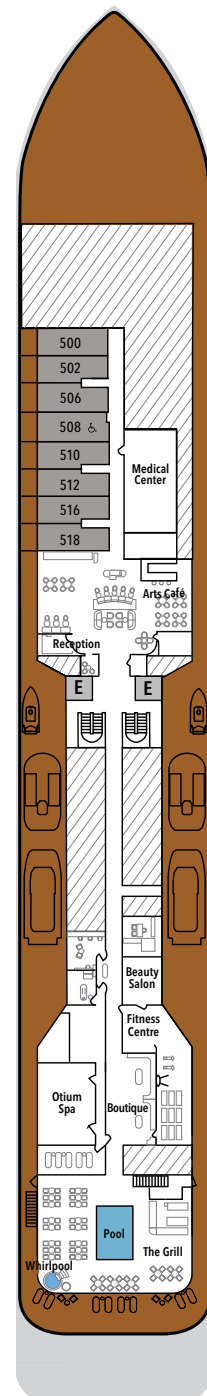
**DECK 3**

Mud Room  
Marina



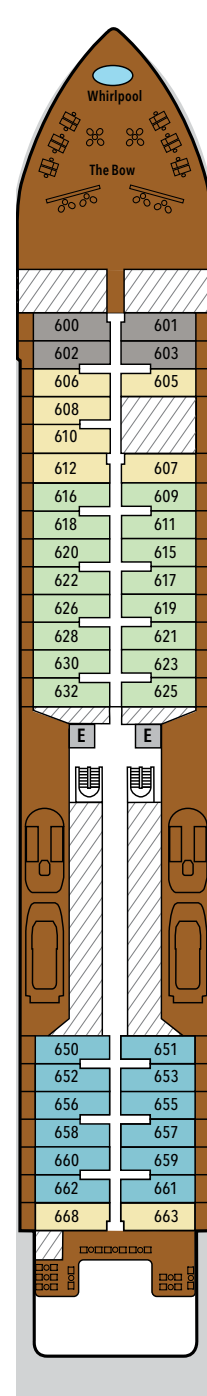
**DECK 4**

Explorer Lounge  
La Dame  
Connoisseur's Corner  
Il Terrazzino  
The Restaurant



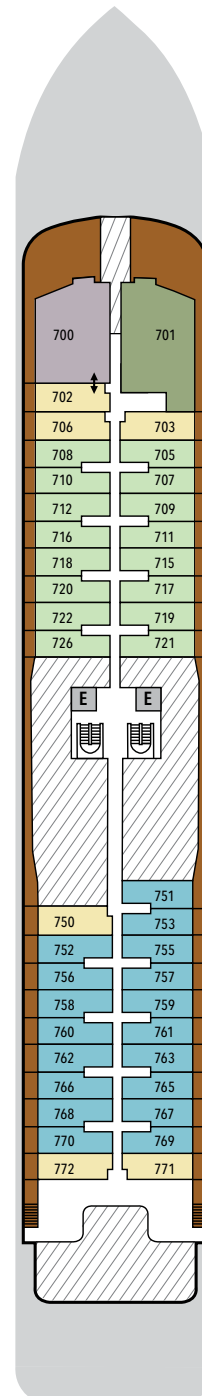
**DECK 5**

Arts Café  
Beauty Salon  
Reception  
Future Cruise Sales  
Fitness Centre  
Otium Spa  
Boutique  
Pool Deck



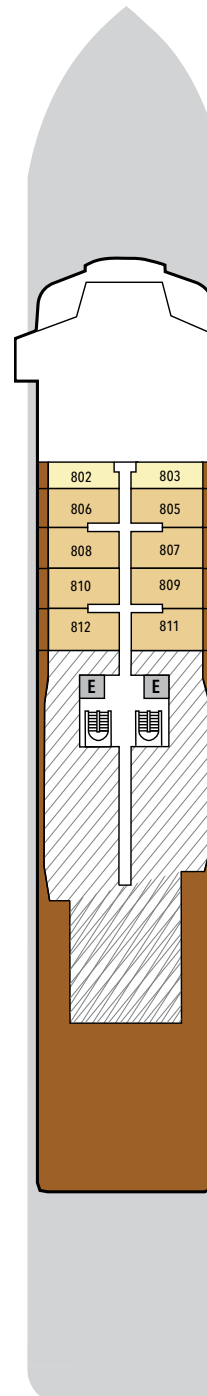
**DECK 6**

Whirlpool  
The Bow



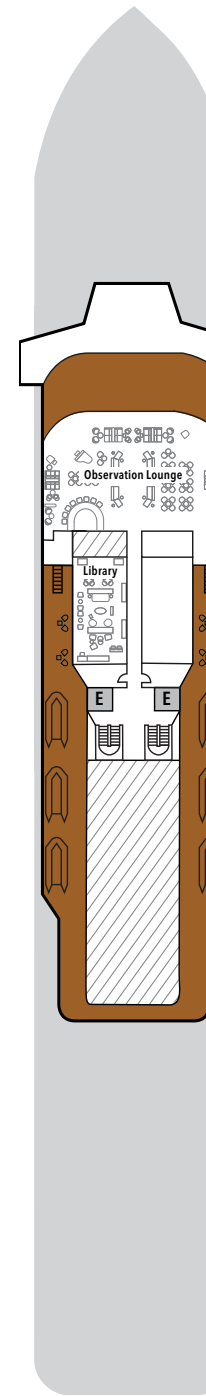
**DECK 7**

Suites



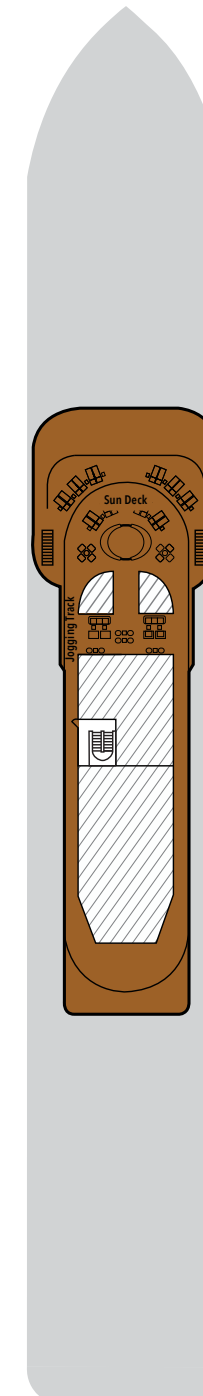
**DECK 8**

Suites



**DECK 9**

Observation Lounge  
Library



**DECK 10**

Sun Deck

## SUITE CATEGORIES

- Owner's Suite . . . . . ●
- Grand Suite . . . . . ●
- Silver Suite . . . . . ●
- Premium Veranda Suite . . . . . ●
- Deluxe Veranda Suite . . . . . ●
- Superior Veranda Suite . . . . . ●
- Classic Veranda Suite . . . . . ●

## SPECIFICATIONS

- IMO Polar Code rating . . . . . PC6
- Crew . . . . . 200
- Officers . . . . . International
- Guests . . . . . 200
- Tonnage . . . . . 20,449
- Length . . . . . 539 Feet/ 164.40 Metres
- Width . . . . . 93 Feet/28.35 Metres
- Speed . . . . . 19 Knots
- Passenger Decks . . . . . 8
- Disabled Suites . . . . . ♿
- Connecting suites . . . . . ⬆️
- Built . . . . . 2021
- Registry . . . . . Bahamas

Deckplans are for illustration purposes only and may be subject to change.

Suite diagrams shown are for illustration purposes only and may vary from actual square footage. Please refer to suite specifications for square footage.

# SILVER ENDEAVOUR – Suite Diagrams

All suites feature:

- Butler service
- Refrigerator and bar setup stocked with your preferences
- Pillow menu
- Plush bathrobe
- Umbrella
- Luxury bath amenities
- Direct dial telephone(s)
- Dual voltage 110/220 outlets
- Complimentary Wifi for all suites
- Flat-screen television(s) with Interactive Media Library
- Champagne on arrival



## OWNER'S SUITE

ONE BEDROOM: 1868 SQ FT / 174 M2  
INCLUDING VERANDA (737 SQ FT / 69 M2)

- Large veranda with patio furniture and floor-to-ceiling glass doors
- Living room with sitting area
- Separate dining area
- Main bedroom has a large walk-in wardrobe with personal safe and a bathroom with double vanity, walk-in shower and whirlpool bath
- Second bedroom has a separate wardrobe and a bathroom with walk-in shower
- Twin beds or king-sized bed in both bedrooms
- Writing desk(s)
- Custom-made bed mattresses
- Three large flat-screen TVs with Interactive Media Library
- Sound system with Bluetooth connectivity
- Espresso machine

## GRAND SUITE

Available as a one bedroom configuration or as two bedrooms by adjoining with a Superior Veranda Suite.

ONE BEDROOM: 1668 SQ FT / 155 M2  
INCLUDING VERANDA (684 SQ FT / 64 M2)

TWO BEDROOM: 2025 SQ FT / 188 M2  
INCLUDING VERANDA (69 SQ FT / 743 M2)

- Large veranda with patio furniture and floor-to-ceiling glass doors
- Living room with sitting area
- Separate dining area
- Bathroom with double vanity, walk-in shower and whirlpool bath
- Third guest can be accommodated in an additional single bed bedroom
- Twin beds or king-sized bed and a single bed in the additional bedroom
- Vanity table(s)
- Writing desk(s)
- Custom-made bed mattresses
- Three large flat-screen TVs with Interactive Media Library
- Sound system with Bluetooth connectivity
- Espresso machine

## SILVER SUITE

Available as a one bedroom configuration.

ONE BEDROOM: 535 SQ FT / 50 M2 INCLUDING VERANDA (78 SQ FT / 7 M2)

- Veranda with patio furniture and floor-to-ceiling glass doors
- Living room with convertible sofa to accommodate an additional guest
- Dining area
- Bathroom with double vanity and walk-in shower
- Twin beds or king-sized bed
- Vanity table(s)
- Writing desk(s)
- Custom-made bed mattresses
- Two large flat-screen TVs with Interactive Media Library
- Sound system with Bluetooth connectivity
- Complimentary Wi-Fi
- Wall mounted USB mobile device chargers
- Direct-dial telephone(s)
- Sound system with Bluetooth connectivity
- Espresso machine

## PREMIUM VERANDA/ DELUXE VERANDA/ SUPERIOR VERANDA/ CLASSIC VERANDA SUITE

Available as a one bedroom configuration.

ONE BEDROOM: 356 SQ FT / 33 M2 INCLUDING VERANDA (52 SQ FT / 5 M2)

- Veranda with patio furniture and floor-to-ceiling glass doors
- Sitting area with convertible sofa to accommodate an additional guest
- Bathroom with double faucets on large vanity and walk-in shower
- Twin beds or king-sized bed
- Vanity table(s) / Writing desk(s)
- Custom-made bed mattresses
- Wheelchair accessible suite has a bathroom with vanity and shower
- One large flat-screen TVs with Interactive Media Library
- Complimentary Wi-Fi
- Wall mounted USB mobile device chargers
- Direct-dial telephone(s)

